

The Main Event—Live on February 1

10 a.m. – 3 p.m. Central Time

Note: Presentations and times are subject to change.

Experience a full day of exciting presentations during The Main Event! Remember, if you need to step away, the conference After Pass is free with your registration. All presentations and handouts are available for an entire year.

HOUR 1

Joel Scholten — Creating a Dream Drawing
Alicia Ferrell — Innovative Strategies for Leveling Up Your Lessons
Don Masse — Powerful Advocacy Ideas for Your Art Program

HOUR 2

Elementary

Ruth Byrne — Using Johari Windows to Analyze Artwork and Prompt Inventive Artmaking
Catie Nasser — Creating Analog Vintage Video Games
Yvonne Lopez Taylor — Developing Literacy in the Art Classroom

Secondary

Melinda Moen & Wendy Kubiak — Creating Reduction Prints: A Step-by-Step Guide
Janell Matas — Moving Students Beyond the Sketch: Critical Thinking and Planning for All Media
Janet Taylor — Bringing Student Voice Into Every Step of the Process

BREAK

HOUR 3

Art Teacher Roundtable — Developing Creative Confidence in Ourselves and Our Students
Chris Hodge — The Importance of Boredom in The Art Room
Jen Leban & Todd Leban — How Artificial Intelligence is Affecting Art Education

HOUR 4

Carrie Mae Weems — Telling Stories with the Power of Art
Jenn Russell — Creating a More Welcoming Classroom Culture

BREAK

HOUR 5

Abby Houston — How to Develop a Thriving Sketchbook Practice
Kyle Wood — Quick Wins: 6 Easy and Impactful Lessons for Every Classroom
Lindsey Bailey — Incorporating Technology to Enhance Hands-On Artmaking



The After Pass features all of the Main Event presentations plus additional presentations available for asynchronous learning.

The After Pass includes additional artmaking opportunities and extra presentations to help you dive deeper into the topics of your choice—it is a day of learning just for YOU. Find the presentations that work best for your students and your classroom, at your own pace, on your own time.

Explore presentations with content specifically for elementary, middle school, and high school, as well as presentations for teacher leaders and administrators.

Winter 2025

ArtEdNOW

Conference Schedule

DAY 1

Conference Kickoff • January 31
7 p.m. – 9 p.m. CT

Kick off the NOW Conference with an evening of artmaking, community, games, and prizes!

DAY 2

The Main Event • February 1
10 a.m. – 3 p.m. CT

A full day of engaging learning from our presenters and keynote speakers.

DAY 3

AND BEYOND

The After Pass • February 2
24/7/365

Learn at your own pace, on your own time, with topics that are most relevant for you and your classroom.

CONFERENCE KICKOFF

Friday, January 31 • 7–9 p.m. Central Time

HOUR
1

Games, Prizes, and Giveaways with Your Art Teacher Community!

HOUR
2

Choice of Artmaking Breakout Rooms

Exploring Froebel's Gifts with Paper Cutting (Elementary)

Hosted by: Ruth Byrne

Friedrich Froebel was a pioneer in early childhood education in the 1840s. Join Ruth to learn more about his fascinating child-centric approach to teaching and create an artwork that explores his ideas. With a focus on shape, pattern, creativity, and fine motor skills, this activity will be a hit to bring back to your classroom!

Motivating Students with Creativity Prompts (Secondary)

Hosted by: Andrea Slusarski

Do you want to make more art but need help figuring out where to start? Enter creativity prompts! Join Andrea to learn how to reinvigorate your practice with simple drawing and painting materials. Then, encourage your students to do the same!

Where

Zoom! We'll email you a link on the day of the event.

Why

Because we all deserve a break, some time for fun, and a chance to create!



the art of education
UNIVERSITY

theartofeducation.edu

The Main Event—Live on February 1

10 a.m. – 3 p.m. Central Time

Note: Presentations and times are subject to change.


Experience a full day of exciting presentations during The Main Event! Remember, if you need to step away, the conference After Pass is free with your registration. All presentations and handouts are available for an entire year.

HOURL 1



Joel Scholten — Creating a Dream Drawing

Joel will be starting the NOW Conference Main Event by guiding you through an exciting artmaking experience! Using your favorite drawing and painting materials, you will explore, experiment, and create an original piece that you can work on throughout the day. Enjoy this process for personal artmaking or bring the FLEX lesson into your classroom for your students.



Alicia Ferrell — Innovative Strategies for Leveling Up Your Lessons

Alicia will share tried and true strategies to elevate your students' artwork, creating robust lessons that push students to create and think like artists. From techniques, to materials, to resources, she will show how making work thorough and meaningful can take ideas to the next level.



Don Masse — Powerful Advocacy Ideas for Your Art Program

Join Don as he works through a range of advocacy measures that can help support and promote your art program. From murals and public works to art show displays and a digital presence for your program, there are a variety of accessible ideas that you can implement to support your teaching and students.

HOURL 2

Elementary




Ruth Byrne — Using Johari Windows to Analyze Artwork and Prompt Inventive Artmaking

Learn about the concept of Johari Windows and see how they can enhance your students' artmaking! Ruth will show how we can use a Johari Window to look at art from different perspectives and leverage your discoveries to prompt inventive artmaking.



Catie Nasser — Creating Analog Vintage Video Games

Join Catie to learn about a hands-on, imaginative project that lets students design and “play” their own games without screens. This project combines art and design principles, game mechanics, storytelling, and visual aesthetics. Using cardboard, markers, and basic craft supplies, students can create their own arcade-inspired games! This tactile approach reinforces spatial awareness, layout, and problem-solving skills while fostering creativity. Give students a new appreciation for the artistry behind game design and a sense of accomplishment in building something interactive by hand.



Yvonne Lopez Taylor — Developing Literacy in the Art Classroom

Integrating literacy in the elementary art room enhances students' understanding and appreciation of both art and language, creating a rich, cross-disciplinary learning experience. Yvonne will share ideas on how you can weave literacy into art projects, supporting students' language development, making meaningful connections, and empowering them to communicate their ideas with confidence.

HOUR

2

CONT.

Secondary



Melinda Moen & Wendy Kubiak — Creating Reduction Prints: A Step-by-Step Guide

Reduction prints give students the ability to create rich, multi-colored prints with fascinating detail, but the process can be confusing and difficult to teach. Melinda and Wendy will show you how to simplify this process for your classroom, and how—with careful planning and sequential thinking—students can learn color layering, design planning, and patience to create beautiful prints.



Janell Matas — Moving Students Beyond the Sketch: Critical Thinking and Planning for All Media

Explore methods to encourage students to take ownership of their artmaking process, using prompts that inspire deeper thinking beyond basic sketches. Help students think for themselves rather than relying on you for the artmaking ideas. Alternatives to a basic sketch allow your students to stretch ideas and search for deeper meaning.



Janet Taylor — Bringing Student Voice Into Every Step of the Process

As teachers, we want our student artists to take ownership of their creative journey. From initial brainstorming through artwork completion and reflection, empowering students' creative voices can help students engage, persevere, and make meaningful art. By emphasizing student voice at every stage, teachers create a classroom culture that values individuality, supports meaningful exploration, and builds students' confidence as they develop their work.

BREAK

HOUR

3



Art Teacher Roundtable — Developing Creative Confidence in Ourselves and Our Students (LIVE)

Join a group of teachers from every grade level for an important conversation on creativity, and how we keep the creative fire burning both in our own lives and the work of our students. This live discussion will let you hear a variety of perspectives as well as give you ideas and suggestions to bring to your classroom and daily life.



Chris Hodge — The Importance of Boredom in the Art Room


Embracing boredom in the art room can spark creative thinking, encouraging students to engage their imaginations and explore new ideas. Allowing students the mental space to reflect, problem-solve, and let their thoughts wander without immediate direction can lead to curiosity and new perspectives. Chris will show you how to help students become more comfortable with ambiguity and open-ended tasks, cultivating the type of thinking that leads to originality and creativity.



Jen Leban & Todd Leban — How Artificial Intelligence is Affecting Art Education

AI is starting to play a more prominent role in art education, introducing new tools and expanding creative possibilities for both teachers and students. Beyond artmaking, AI can streamline administrative tasks, such as emailing or lesson planning, freeing up our time in other areas. AI also brings challenges, including ethical questions around originality and the importance of emphasizing foundational skills in a digital age. Todd and Jen will share how using AI can enhance learning experiences while also encouraging students to reflect on the role of technology in art and society.

HOUR 4



Carrie Mae Weems — Telling Stories with the Power of Art

Carrie Mae Weems is a widely influential American artist whose work gives voice to people whose stories have been silenced or ignored. Over the course of 40 years, she has built an acclaimed body of work using photographs, text, fabric, audio, digital images, installation, and video. Since the 1980s, Weems's work has been seen around the world, and she has inspired a generation of artists with her poetic and original approach to storytelling. In her keynote presentation, she will share her own story and talk about the power of art, how we connect with history, and why art teachers play an important role in the lives of so many people.



Jenn Russell — Creating a More Welcoming Classroom Culture

Creating a welcoming classroom culture is essential in fostering a space where students feel safe, valued, and inspired to express themselves. Jenn will show you a classroom where collaboration, positive reinforcement, and open communication helps students to build confidence in their artistic abilities and strengthens the sense of community. Teachers can create a culture where every student feels empowered to take creative risks and grow as an artist.

BREAK

HOUR 5



Abby Houston — How to Create a Thriving Sketchbook Practice

Whether used for personal practice or classroom teaching, a sketchbook can be an invaluable tool, offering a personal space to experiment, explore ideas, and develop technical skills. Sketchbooks can serve as both a creative playground and a visual diary, and be a natural part of the artistic journey. A sketchbook practice can build a habit of observation, self-expression, and creative risk-taking that will support artistic development both inside and outside of the classroom.



Kyle Wood — Quick Wins: 6 Easy and Impactful Lessons for Every Classroom

As teachers, we are always looking for easy wins. These impactful lessons can provide students with meaningful experiences, but not overwhelm them with complex materials or techniques. Kyle's lessons focus on clear, achievable objectives that allow students to gain confidence and experience immediate success. Students can produce quality work and feel a sense of accomplishment, building both their skill and enthusiasm in art.



Lindsey Bailey — Incorporating Technology to Enhance Hands-On Artmaking

Lindsey will show how she is able to effectively manage multi-week projects utilizing student devices and promoting autonomous learning. Guiding you through a ten-week lino block and sewing project, she will demonstrate how students engage with their devices at each stage of the process. You will see how incorporating technology enhances multi-step projects, facilitates the documentation of student progress for parents, and aids in tracking the development of various classes. Discover how the incorporation of technology can positively transform your teaching approach!

365 days
AFTER
PASS

The After Pass features all of the Main Event presentations plus additional presentations available for asynchronous learning.

The After Pass includes additional artmaking opportunities and extra presentations to help you dive deeper into the topics of your choice—it is a day of learning just for YOU. Find the presentations that work best for your students and your classroom, at your own pace, on your own time.

Explore presentations with content specifically for elementary, middle school, and high school, as well as presentations for teacher leaders and administrators.